

## APPENDIX ZZ

### PALLET PROFILE CODES

#### A. 463L PALLET MODULE CODES

1. When building 463L pallets for movement by air within the Defense Transportation System, adhere to the profile and dimensional illustrations in [Figure ZZ-1](#).
2. To use the chart and diagrams below:
  - a. Determine the type of aircraft the 463L pallet will be built for within the Module Code Descriptions.  
**NOTE:** Most aircraft have multiple Module Codes based on where the pallet is positioned in the aircraft.
  - b. Once the aircraft and pallet position is identified, the Configuration Code is located on the left of the chart.
  - c. Utilize the diagram to ensure the pallet is built within the restrictions of the aircraft and pallet position.  
**NOTE:** Some Module Codes have multiple profiles; pay close attention to detail as well as the description and notes in each diagram.

**Table ZZ-1. Module Code List**

Module Code	Module Code Descriptions	Configuration Code	
A	Non-Unitized Rolling Stock	RS	
B	Pallet 61"-84" B-747 (PPS 1C, 2R, 3-6L, 18-21R), B-767 (PPS M11), KC-46 (PP 9C)	PC	
C	Containerized, Skidded, or Loose Cargo	BC, SD	
D	Pallet Contoured for B-767 (PPS 2 L&R, 13 L&R), KC-10 (PPS 13L)	PC	
E	Belly Pallet or Non-Stackable Commodity(s) Up to 60" for B-747, MD-11, or B-777	BC	
F	Pallet Contoured for MD-11 (PPS 2-14 L&R) and B-767 (PPS M1-M10 L&R)	PC	
G	Pallet with a Propeller	PC	
H	Ramp Pallet for C-130, L-100, MD-11 (PPS 18C)	PC	
I	ISU Pallet (All Types)	PC	
J	Pallet w/6" Aisleway for C-130/L-100	PC	
K	Pallet Contoured for KC-135 (PPS 1-6), KC-46 (PPS 1-8 L&R)	PC	
L	Pallet 85"-96" for C-5 (PPS 3-34), C-17, C-130 (All, Except Wheel Well Positions and Ramp), B-747 (PPS 7-17 L, 22-33 R), B-777 (PP 16C), KC-46 (PPS 1-8C), MD-11 (PP 18C), AN-124 (PPS 1-36), IL-76 (All)	PC	
M	Pallet 97" & Up for C-5/C-17 Only	PC	
N	Pallet Contoured for KC-10 (PPS 2-10 L&R), B-777 (PPS 1 L&R, 15 L&R)	PC	
P	Pallet Contoured for KC-10 (PPS 1 L&R), MD-11 (PPS 1 L&R)	PC	
Q	Pallet Contoured for KC-10 (PPS 11-12 L&R), MD-11 (PPS 15-17 L&R)	PC	
R	Pallet for C-5 Ramp (14" Aisleway PPS 1, 2, 35 & 36)	PC	
S	Logistics Pallet Train (2" Couplers)	T2, T3, T4, T5, T6, T7	
T	Logistics Pallet Train (1" Couplers)	T2, T3, T4, T5, T6, T7	
U	ADS Pallet Train (1" Couplers)	T2, T3, T4, T5, T6, T7	
V	T-1 for LGS Pallet	PC	
W	T-1 for ADS Pallet	PC	
X	Pallet Contoured for B757 Freighter or Combi (PPS 1-10), KC-46 (PP 10C)	PC	
Y	ADS Pallet Train (2" Couplers)	T2, T3, T4, T5, T6, T7	
Z	Pallet Contoured for B-777 (PPS 2-11 L&R, 12R, 13-14 L&R)	PC	
<b><u>LEGEND (Configuration Code)</u></b>			
ADS	– Aerial Delivery Rail System	SD	– Skidded Cargo
LGS	– Logistics Rail System	T2	– 2 Pallet Train
PPS	– Pallet Position	T3	– 3 Pallet Train
L	– Left	T4	– 4 Pallet Train
R	– Right	T5	– 5 Pallet Train
RS	– Rolling Stock	T6	– 6 Pallet Train
PC	– Palletized Cargo	T7	– 7 Pallet Train
BC	– Belly Cargo		

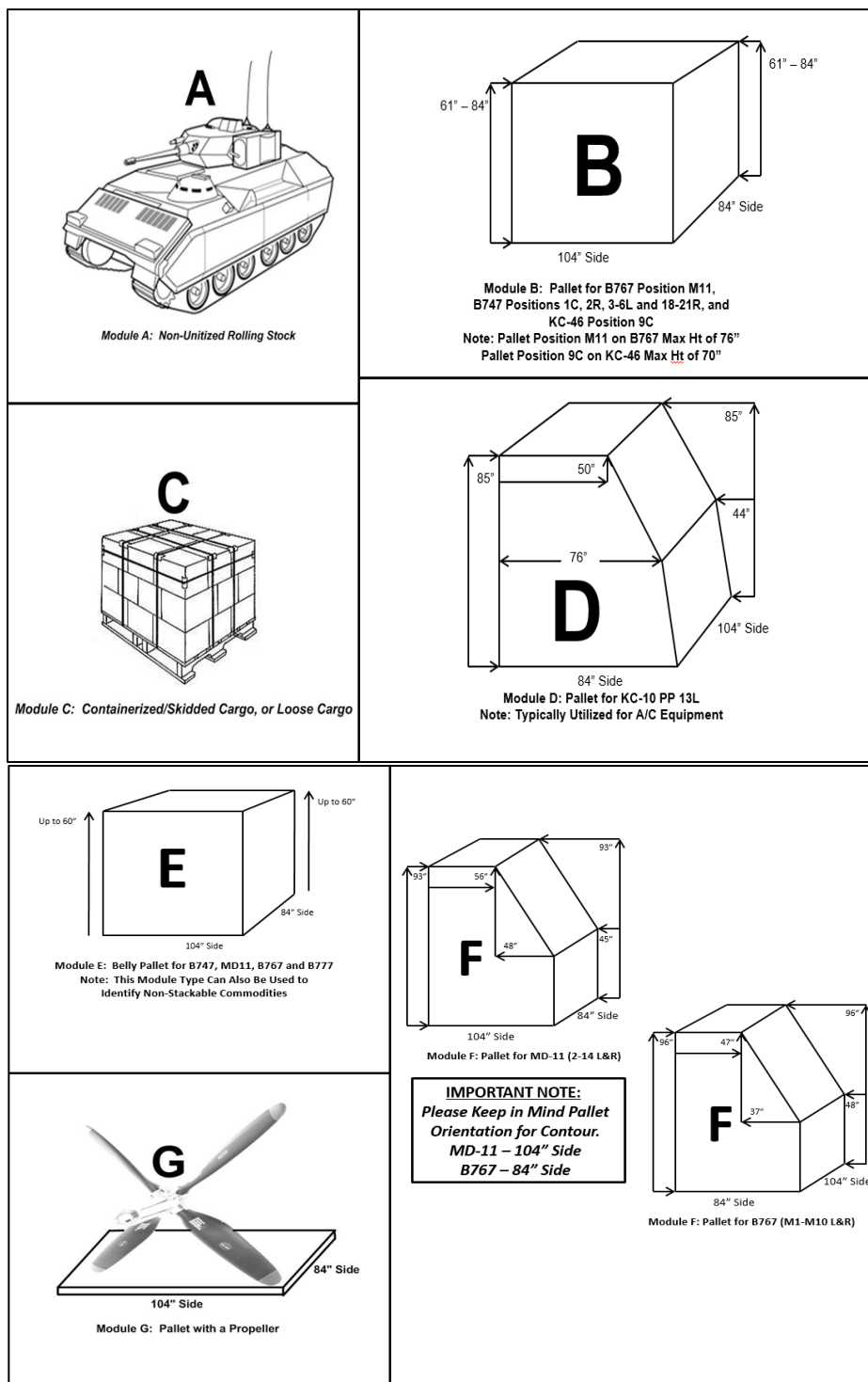


Figure ZZ-1. Pallet Profile Codes

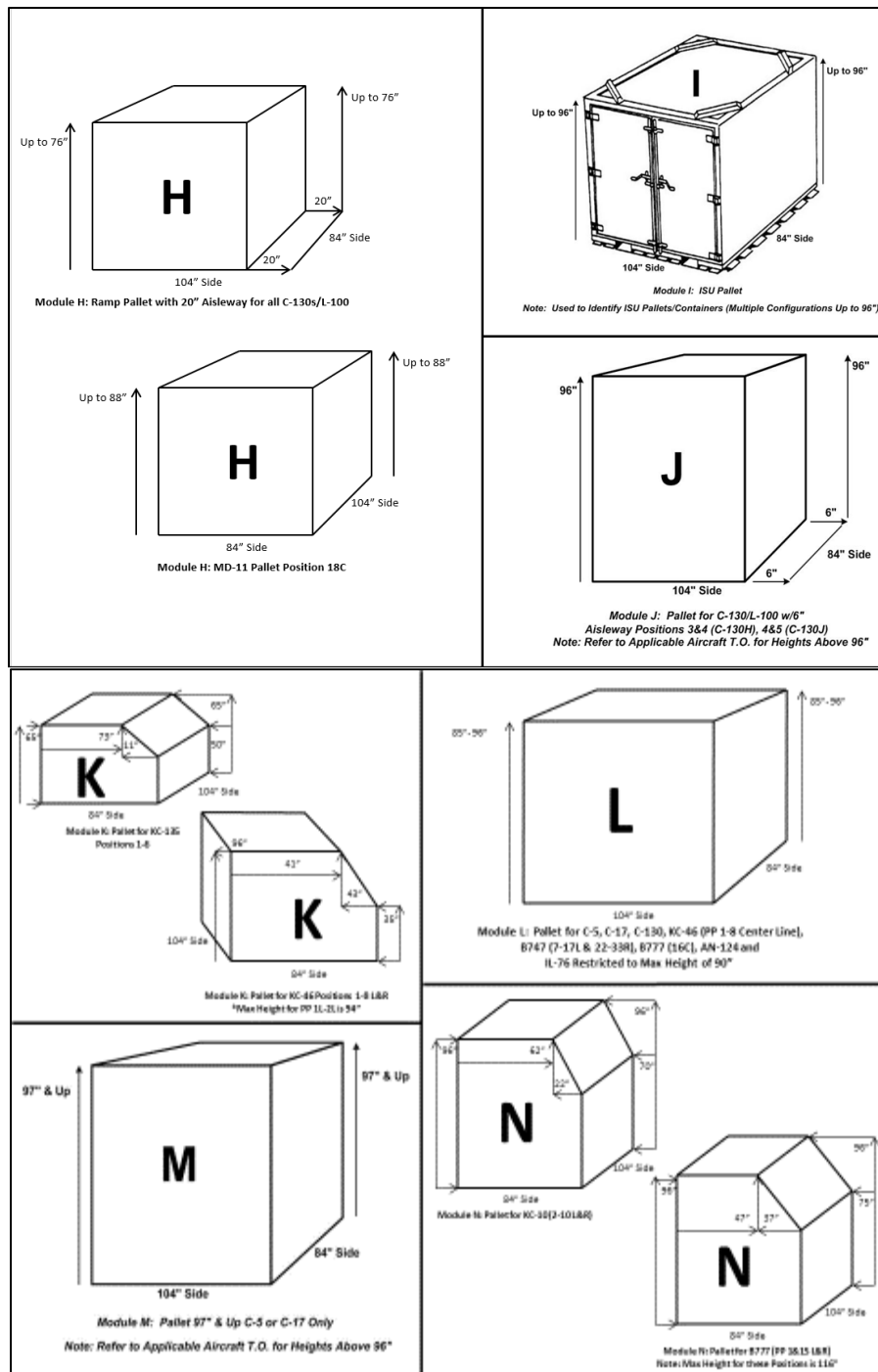
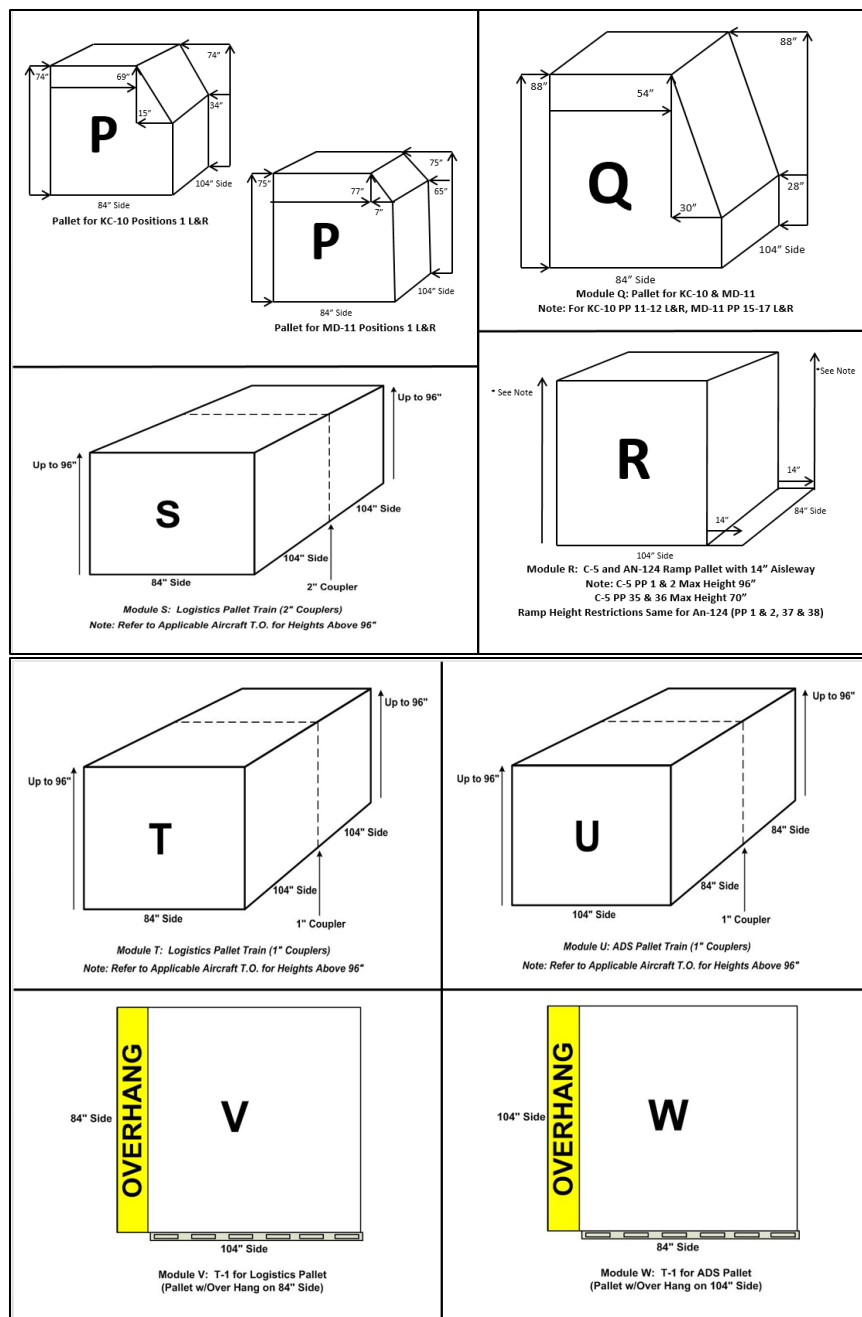
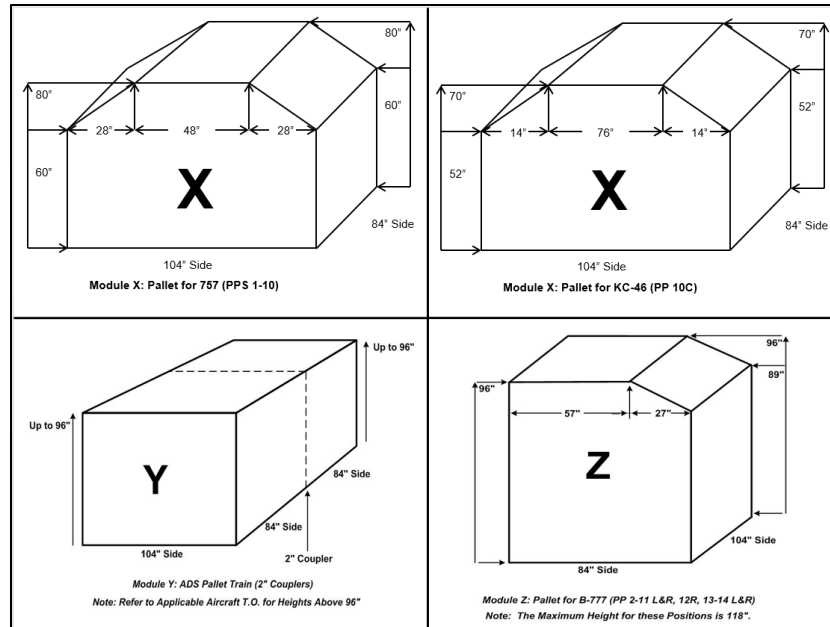


Figure ZZ-1. Pallet Profile Codes (Continued)



**Figure ZZ-1. Pallet Profile Codes (Continued)**



**Figure ZZ 1. Pallet Profile Codes (Continued)**